




Mitchell Public Schools 17-2


Important Grading and Testing Dates 2021-22



1 st Quarter	2 nd Quarter	3 rd Quarter	4 th Quarter
Midterm ends Sept. 17	Midterm ends Nov. 12	Midterm ends Feb. 4	Midterm ends Apr. 15
Quarter ends Oct. 15	Quarter ends Dec. 22	Quarter ends Mar. 11	Quarter ends May 20




District Benchmark Testing
Fall: reading/math
 (2nd – 8th grade)
 Aug. 18th – Sept. 10th
 (K-1st grade)
 Sept. 6th – 24th
Winter: reading / math
 Jan. 4th – 21st (K – 8th)
Spring: reading / math
 Apr. 25th–May13th (K – 8th)




District Progress Monitoring
 Reading and Math
 Elementary

Oct. 4 – 15
 Nov. 1 – 12
 Jan. 31 – Feb.11
 Feb.28 - March 11



**State W-apt Kindergarten
 and new EL students:**
 Aug. 18 – Sept. 17
 or w/in two weeks of
 enrollment


ACCESS:
 Jan. 24 – Feb. 25



**SD summative
 Science and science Alt.**

Grades 5, 8, and 11


Mar. 2 – May 6



**SD summative
 math & ELA:**

Grades 3 –8, 11:


Mar. 2 – May 6



**Common Formative
 Assessments**


Sept. 1 – Oct. 15

Jan. 4 – Feb. 11




National Assessment of
 Educational Progress
 Reading/Math
 4th and 8th grades

Jan. 24 – Feb. 25



State ELA and Math Alt

March 14 – April 29



District
 Elementary Grade 1
 May 5 –9